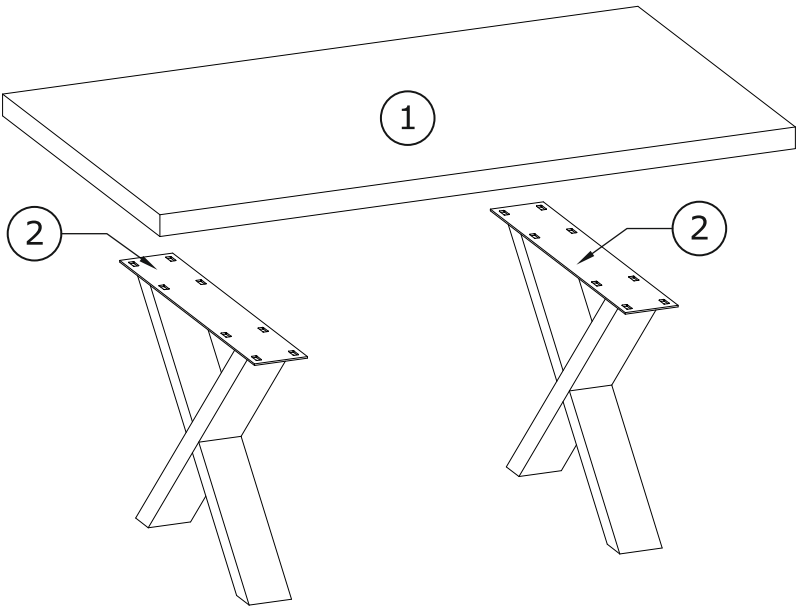

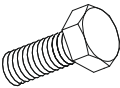

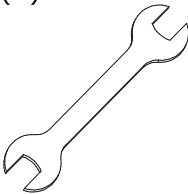
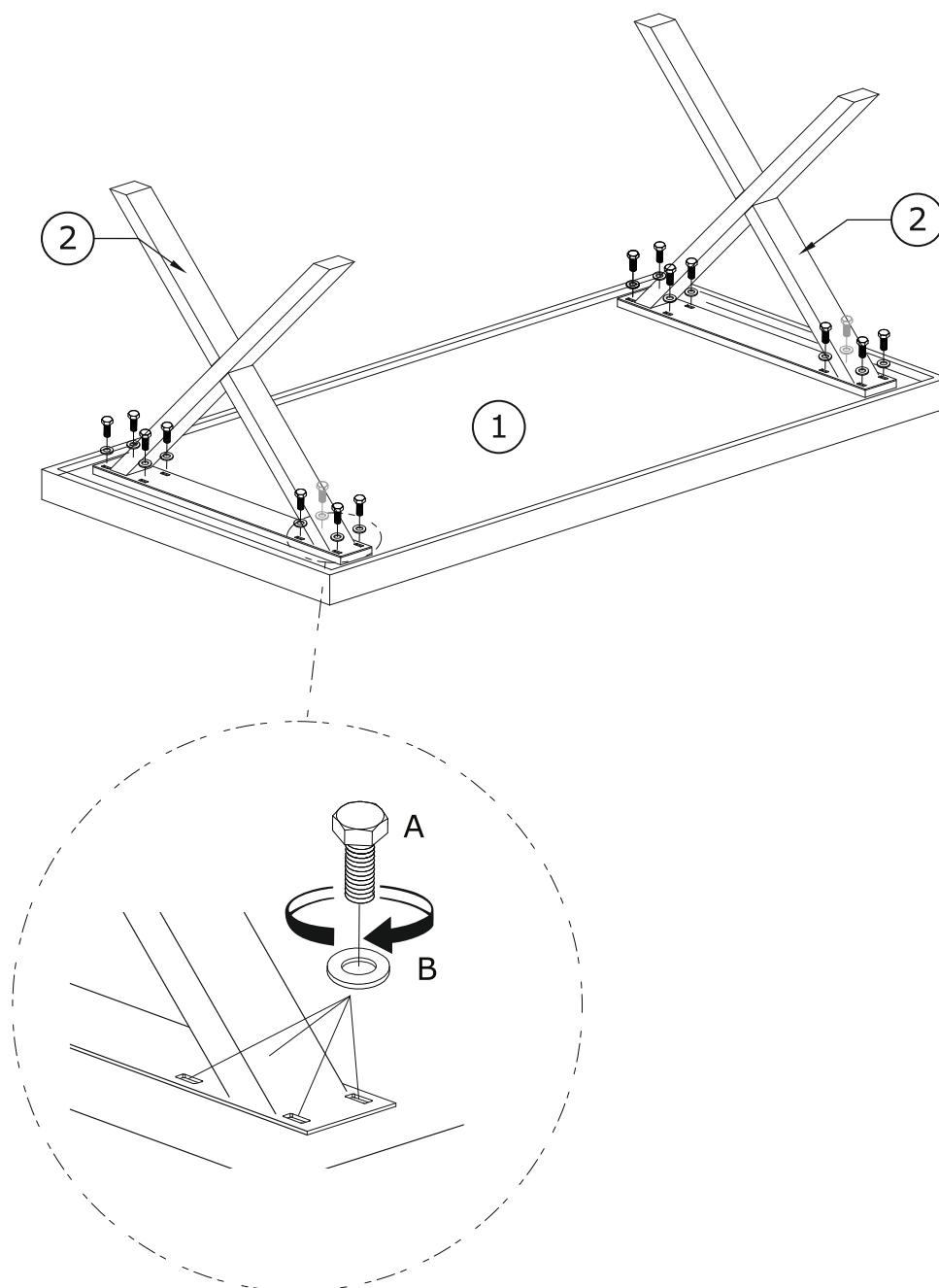


Toulon Coffee Table
2101560, 2101570



A (16)	B (16)	C (1)
		
Ø8x20 mm	Ø8/23 mm	





MAINTENANCE OF OAK WOOD FURNITURE

Congratulations on your new oak wood furniture.

We have prepared this maintenance and care guide so that you can enjoy the furniture for many years to come.

OAK WOOD

Wood is a natural material in constant variation, which means that the color and structure of the wood will change over time.

Because of the tannin in the oak wood, the color of the wood can become darker as part of the wood's natural aging process.

Solid wood is affected by humidity, so in the spring and summer the oak will expand, while in the autumn and winter it will retract.

This process can result in cracks along the oars. Large cracks can be filled with polyamide, small cracks should be preserved to maintain the rustic look.

Be aware that these cracks, holes and knots are not part of the warranty.

We recommend:

1. Use a damp cloth for daily cleaning.
2. Do not put any warm or wet items on the wood, as this can cause staining and discoloration.
3. Do not place the item close to heat sources, as this will affect the wood and cracks can appear.
4. Do not cover up the wood with airtight materials for longer periods of time.
5. Remember to care for and maintain oak furniture to secure durability throughout a lifetime.

Oil treatment:

Always use an oil which matches the furniture. Apply the oil with a soft sponge in a thin layer. Apply in the direction of the oars both on the top and bottom of the furniture. To protect the wood, it is recommended to treat your furniture with oil before use and then once every 6 months.

Wood cleaning:

Use a wood cleaner to remove stubborn stains. Remember to always do an oil treatment after cleaning the wood.